

Jyske SICAV Equities Low Volatility EUR RC

Investment objective

The objective is to generate a return over time which at least follows the market development in the global equity market but with minor price fluctuations on the way. The fund invests chiefly in a global equity portfolio, which is expected to be less volatile than the global equity market. The companies are from several regions, countries and sectors.



Brian Kirk
Senior Portfolio Manager



Claus Grøn Therp
Senior Portfolio Manager



Tommy Korsgaard
Senior Portfolio Manager

Fund facts

Fund Type	Equity Fund
Domicile	Luxembourg
Launch Date	2017-02-01
ISIN	LU1529111574
Cut-Off	1:00 p.m. CET
Bloomberg	JELVERD LX
WKN Code	A2DN7T
Cumulative	Yes
GIPS Certified	Yes
UCITS	Yes
Fund Size	73,663,067
Currency (Sub-Fund)	EUR
Currency (Share Class)	EUR
Approvals	DE, SE, NO, LU

Costs

Entry Charge	Up to 2.000%
Exit Charge	0.000%
Ongoing Charge	1.510%
Management Fee	1.250%
Minimum initial investment	EUR 0

Benchmark

The fund has no benchmark

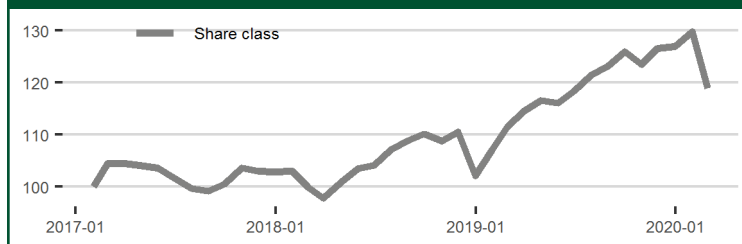
Risk indicator

Low	1	2	3	4	5	6	7	High
-----	---	---	---	---	---	---	---	------

Return (%)

Year	Share class	Benchmark
2018	-0.77	0.00
2019	24.31	0.00
YTD	-6.29	0.00
Total	15.59	0.00

Total return



Important information

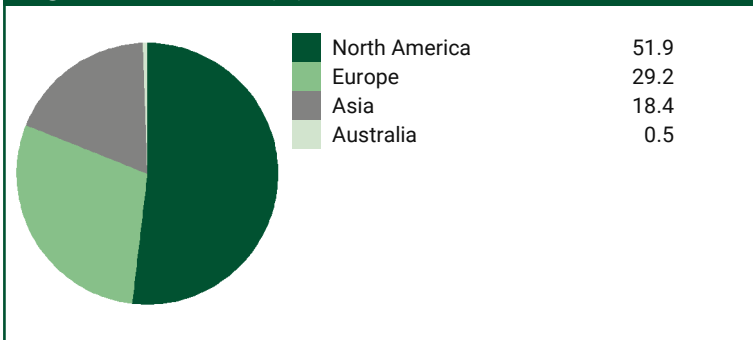
Information in this text should not be regarded as investment advice, and before deciding whether or not to buy investment certificates, you should contact an investment adviser who can advise you with due regard to your individual circumstances. Past performance is no guarantee for future returns. All rights to the data shown belong to Jyske Bank.

Jyske SICAV Equities Low Volatility EUR RC

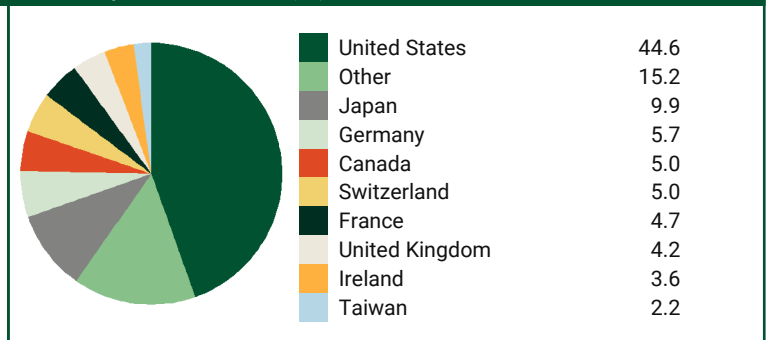
Monthly returns (%)

Year	Jan	Feb	Mar	Apr	May	Jun	Jul	Aug	Sep	Oct	Nov	Dec	Total
2017		4.49	0.03	-0.40	-0.45	-1.88	-1.92	-0.50	1.35	3.07	-0.63	-0.09	2.92
2018	0.14	-3.09	-2.08	3.18	2.52	0.60	2.96	1.70	1.08	-1.23	1.59	-7.59	-0.76
2019	4.80	4.14	2.73	1.85	-0.42	1.90	2.69	1.28	2.30	-1.89	2.45	0.32	24.32
2020	2.20	-8.31											-6.29

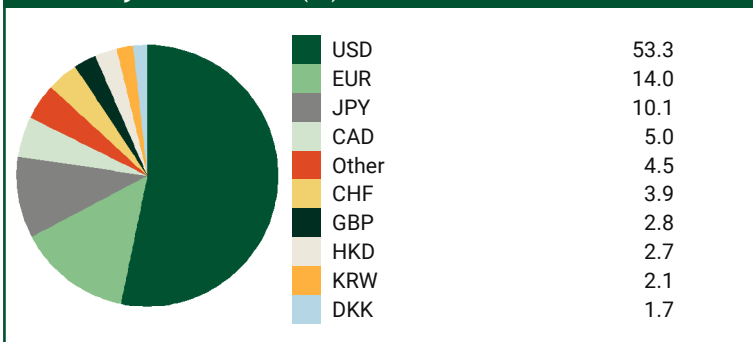
Region allocation (%)



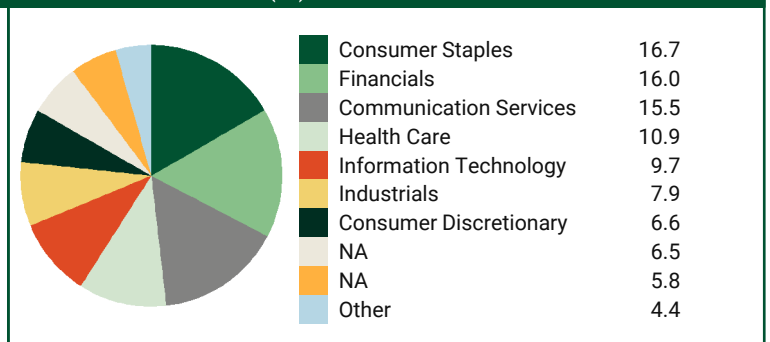
Country allocation (%)



Currency allocation (%)



Sector allocation (%)



Top 10 holdings (%)

Security	Country	Sector	Weight
DEUTSCHE TELEKOM AG REG.S	Germany	Communication Services	2.27
MC DONALD'S CORP.	United States	Consumer Discretionary	2.23
JOHNSON & JOHNSON	United States	Health Care	2.17
NESTLE SA	Switzerland	Consumer Staples	2.12
AMERICAN ELECTRIC POWER CO INC	United States	Utilities	1.96
NEWMONT MINING CORP	United States	Materials	1.75
TELUS CORP	Canada	Communication Services	1.73
TJX COS INC	United States	Consumer Discretionary	1.71
DOMINION RESOURCES INC	United States	Utilities	1.68
TAIWAN SEMICONDUCTOR MANUFACT. ADR REPR. 5 SHS	Taiwan	Information Technology	1.67

Important information

Information in this text should not be regarded as investment advice, and before deciding whether or not to buy investment certificates, you should contact an investment adviser who can advise you with due regard to your individual circumstances. Past performance is no guarantee for future returns. All rights to the data shown belong to Jyske Bank.