

Jyske SICAV Stable Strategy EUR RD

Investment objective

The objective is to generate a return over time which at least follows the market development in the global bond and equity market. The fund invests in a global equity and bond portfolio. Equities account for 0%-40%. The companies in the equity portfolio are from various regions, countries and sectors. The equity portfolio will typically consist of shares from 120-140 companies. The bond portfolio is chiefly invested in bonds issued by or guaranteed by states, mortgage-credit institutions and international organisations as well as corporate bonds. Assets are also invested in emerging-market bonds and equities and in corporate bonds. These securities involve a certain degree of risk. At least 75% of the fund assets will at all times be invested in securities issued in euro or hedged to euro.



Anders Weihrauch
Senior Portfolio Manager



Jørgen Rasmussen
Vice President, Portfolio Manager



Lone Olesen
Vice President, Portfolio Manager



Morten Odgaard
Vice President, Portfolio Manager

Fund facts

Fund Type	Strategy Fund
Domicile	Luxembourg
Launch Date	2017-02-01
ISIN	LU1529112036
Cut-Off	1:00 p.m. CET
Bloomberg	JTSERD LX
WKN Code	A2DN7Q
Cumulative	No
GIPS Certified	Yes
UCITS	Yes
Fund Size	56,983,789
Currency (Sub-Fund)	EUR
Currency (Share Class)	EUR
Approvals	DE, SE, NO, LU

Costs

Entry Charge	Up to 3.000%
Exit Charge	0.000%
Ongoing Charge	1.240%
Management Fee	0.900%
Minimum initial investment	EUR 0

Benchmark (%)

JP Morgan Hedged ECU Unit Government Bond Global	65.00
MSCI AC World including net dividends	20.00
JP Morgan Emerging Markets Bond (EMBI) Global Diversified	7.50
Bofa Merrill Lynch European Currency High Yield BB-B	3.75
Bofa Merrill Lynch US High Yield BB-B	3.75

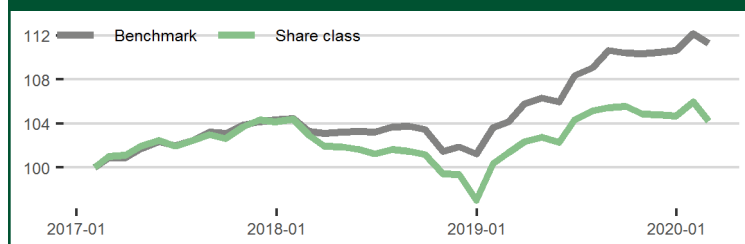
Risk indicator

Low	1	2	3	4	5	6	7	High
-----	---	---	---	---	---	---	---	------

Return (%)

Year	Share class	Benchmark
2018	-6.85	-2.92
2019	7.88	9.28
YTD	-0.45	0.54
Total	0.04	6.66

Total return



Important information

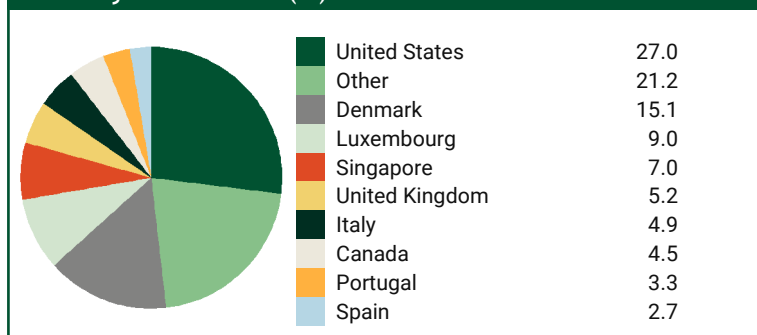
Information in this text should not be regarded as investment advice, and before deciding whether or not to buy investment certificates, you should contact an investment adviser who can advise you with due regard to your individual circumstances. Past performance is no guarantee for future returns. All rights to the data shown belong to Jyske Bank.

Jyske SICAV Stable Strategy EUR RD

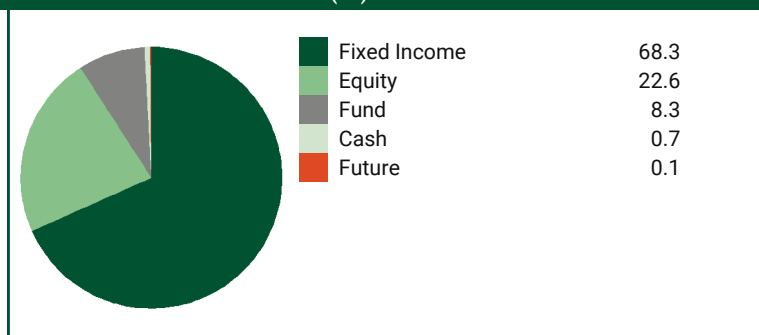
Monthly returns (%)

Year	Jan	Feb	Mar	Apr	May	Jun	Jul	Aug	Sep	Oct	Nov	Dec	Total
2017		1.03	0.10	0.79	0.52	-0.52	0.55	0.49	-0.33	1.04	0.60	-0.17	4.16
2018	0.20	-1.39	-0.94	-0.06	-0.22	-0.42	0.40	-0.15	-0.33	-1.70	-0.06	-2.37	-6.85
2019	3.41	1.02	0.96	0.42	-0.43	1.97	0.80	0.26	0.12	-0.66	-0.05	-0.13	7.89
2020	1.21	-1.64											-0.45

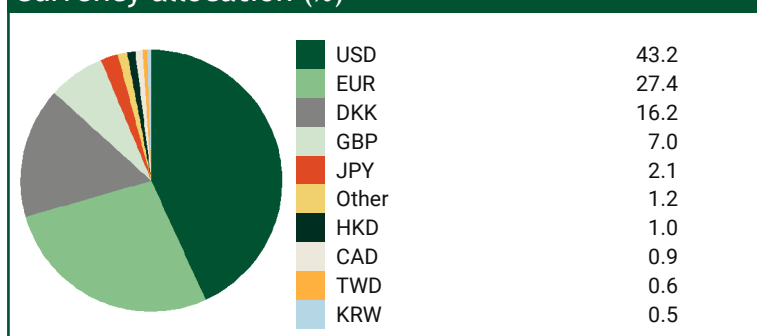
Country allocation (%)



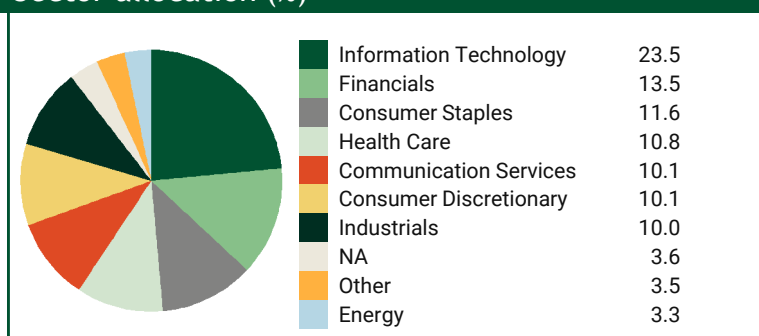
Asset class allocation (%)



Currency allocation (%)



Sector allocation (%)



Top 10 holdings (%)

Security	Currency	Time to maturity	Weight
FANNIE MAE 2000-15.11.2030	USD	> 7 years	6.05
JYSKE REALKREDIT AS 2016-01.04.2026 SER 321E	DKK	5-7 years	5.12
FREDDIE MAC 2012-13.01.2022	USD	1-3 years	4.92
CDP FINANCIAL INC 2009-25.11.2039 REGS	USD	> 7 years	3.59
FRN REALKREDIT DANMARK AS 2016-01.07.2021 SER 12 F	DKK	1-3 years	3.58
REPUBLIC OF PORTUGAL 2014-15.10.2024 REG S SER 17	USD	3-5 years	3.34
TEMASEK FINANCIAL (I) LTD 2016-01.03.2028 REGS SER 15	EUR	> 7 years	3.21
UNITED STATES OF AMERICA 2018-15.11.2028 SER F-2028	USD	> 7 years	3.18
FRN NORDEA KREDIT REALKREDITAKT 2018-01.07.2023 CC2	DKK	3-5 years	2.87

Important information

Information in this text should not be regarded as investment advice, and before deciding whether or not to buy investment certificates, you should contact an investment adviser who can advise you with due regard to your individual circumstances. Past performance is no guarantee for future returns. All rights to the data shown belong to Jyske Bank.